

The Positioning Experts
in the Economy Class
CDE/CDB3000



 c-line _ positioning system



CDE/CDB3000 _ Your search is over!

The control performance of an advanced PLC, complex state regulating structures, numerous simultaneous position measurement systems at very high resolution, clock synchronism for up to 256 axes accurate to the microsecond – fantastic features of today's high-performance drive controllers.

But – do you really need all that? If you do, then our new CDE/CDB3000 positioning system probably won't be able to help you.

But if progress for you primarily means improving cost-effectiveness while retaining current levels of performance and functionality, then LTI has just the right solution for you. Our CDE and CDB position controllers offer you identical functionality in two design variants for your positioning applications. The CDE is optimized for interaction with synchronous servomotors. The CDB is best suited to the control of asynchronous gear motors. And we have fitted both units with exactly the features you need for your applications. CDE and CDB – two positioning experts to aid cost-cutting on your machine or line.



CDE/CDB3000 _ A wealth of top-class functionality

If you're worried that cost consciousness in system design leads to penny-pinching functionality, we can assure you it doesn't. This document demonstrates the surprising breadth of functionality we are able to offer based on state-of-the-art component and manufacturing technology, without stretching those tight cost limits.

It would not have been enough simply to concentrate on the componentry in our efforts to optimize costs. You can of course also expect to receive our usual standards of sound, targeted advice, expert support in commissioning, an advanced, needs-oriented order and delivery logistics system, outstanding service and diagnostic capability and, not least, top product quality. But that is doubtless no surprise to you. After all, CDE and CDB are members of the successful c-line DRIVES series from LTI.



Safe stopping to category 3 EN 954-1
to save on external safety components



CANopen inside
with DSP402 Position, Interpolated Position, Velocity and Homing modes and scaling of units by Factor Group



Evaluation of two encoders
for precision positioning operations with backlash mechanism



Evaluation of multi-turn encoders
for positioning operations without referencing



Sequenced driving set positioning
with sequential job logic, graphically operated



PLCmotion
for process-oriented additional tasks and coordination of movement sequences



Cam-contactor group
for generation of position-dependent control signals to control connected machine peripherals




Online position profile generator
for real-time position profile generation with 250 µs fine interpolation



Cam profile function
for flying knife/flying saw

The CDE/CDB drive controllers are available in power classes from 375 W/2 A up to 110 kW/210 A. You can also select from a wide range of innovative synchronous and asynchronous gear motors. So cut your costs further by employing a complete system solution from LTI.



The new LSH servomotor _ the compact power pack

We have become accustomed to regular innovations in drive controllers in recent years. But what about servomotors? The answer is surprising!


Would you have thought that the power density of good servomotors with NdFeB magnets could have been substantially enhanced any more? The latest winding technologies have made it possible: 30 to 70 % more power density, at a much lower price, and with an up to 100 % improvement in dynamics.

Moreover, the soundly-based design and manufacturing technology underlying the new LSH generation of servomotors ensures maximum operational reliability.



CDE3000

So similar and yet so different



Braking resistor
built into heat sink

TTL encoder,
SSI multi-turn encoder

Resolver

CANopen DSP402

SMARTCARD for
data backup and
commissioning

Safe stopping
with relay output

Inputs:
8 dig., 2 analog 10-bit

Outputs:
2 dig., 1 relay

Brake driver 2 A

CAN address

Mains voltage
1 x 230 V
or 3 x 400/460 V

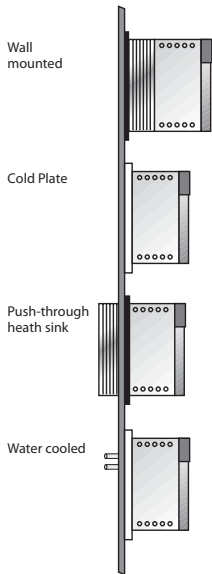
Synchronous motor
or
Asynchronous motor

PTC/Klixon/KTY

RFI filter
up to 7.5 kW built in



Position controllers _ CDE/CDB3000



	BG1	BG2	BG3	BG4	BG5	BG6
Rated current [A] (1 x 230 V mains) (3 x 400/460 V mains)	2.4/4	7.1 2.2/4.1/5.7	– 7.8/10	– 14/17	– 24/32	– 32/40
Motor power [kW] _{1,)}	0.375/0.75	0.75/1.5/2.2	3/4	5.5/7.5	11/15	15/20
Peak current [A]	1.8 times rated current for 30 s					2.0 times 1.5 times
Wall mounted	x	x	x	x	x	x
Cold Plate	x	x	x	x	x	x
Push-through heat sink	–	–	x	x	x	x
Liquid cooled heat sink	–	–	–	–	–	–
Certification	CE, cUL					
Dimensions (W x H x D) in mm	70 x 193 x 120	70 x 218 x 145	70 x 300 x 218	120 x 300 x 218	170 x 300 x 218	220 x 300 x 218

The braking chopper electronics are built into all controllers. A mains filter to comply with EN 61800-3 is built into all controllers of sizes 1, 2, 3, 4 and 6. 1.) referred to 4-pole asynchronous motor




Synchronous servomotors _ LSH/LST

	LSH-050	LSH-074	LSH-097	LSH-127	LST-037	LST-050	LST-074
Standstill torque [Nm]	0.26-0.95	0.95-4.2	4.1-8.6	11.6-27.0	0.1-0.3	0.20-0.95	0.65-3.0
Rated torque [Nm]	0.24-0.84	0.86-3.1	3.2-6.1	8.4-21	0.09-0.27	0.19-0.85	0.6-2.5
Rated speed [min ⁻¹]	4500	3000	3000	3000	6000	4500	3000
Installation window [mm]	55	86	98	142	37	55	86
Design length [mm]	67-112	96-186	129-189	172-290	81-111	98-158	109-181
Moment of inertia [kgcm ²] ¹⁾	0.06-0.12	0.5-1.5	1.7-3.5	6.8-15.3	0.06-0.08	0.6-0.18	0.5-1.5

¹⁾ with resolver, without brake



BG7



Accessories

BG6	BG7 / (BG7a)
-	-
45/60/72	90/110 / (143/170/210)
22/30/37	45/55 / (75/90/110)
times I_N (30 s/10 s CDE)	2.0 times I_N (30 s/10 s)
times I_N (30 s CDB)	
x	x
x	
x	
x	x
190 x 348 x 230	280 x 540 x 240 / (280 x 540 x 320)
asynchronous motors	

DRIVEMANAGER PC operator control software	For user-friendly commissioning, diagnosis and operation
Control unit, memory card	KEYPAD KP300, SMARTCARD SC-XL
Operator Panel via RS232, CANopen	Text display or LCD touch-panel
Communication module, user module	PROFIBUS-DP, I/O expansion
Line chokes, mains filters	4 A – 210 A
Braking resistors	35 W – 8 kW
Cables	Motor and encoder cables for all preferred motors



LST-190



LST-220



PC _ user software „DRIVEMANAGER“


	LST-097	LST-127	LST-158	LST-190	LST-220
0.74					
3.0	2.6-9.5	6.6-22.0	13.5-35.0	27.0-40.0	40.0-115.0
2.5	2.3-8.5	5.7-17.0	13.0-26.0	21.0-26.0	30.0-50.0
0	3000	3000	3000	3000	3000
	98	142	190	190	240
181	146-236	185-304	201-395	242-287	310-514
1.5	1.9-6.1	5.9-11.7	13.1-46.0	36.0-46.0	76.0-190.0

Software performance	Comfortable windows for commissioning
	4-channel digital scope
	Status display for actual value and reference
	Direct controlling of drive controller via PC
Software condition	Microsoft Windows [®] , 95/98/ME
	Windows [®] , NT, 2000, XP

Information and specifications are subject to change at any time. For more information please visit us at www.lt-i.com.

Diese Seite um 4mm verkürzen!

CDB3000



Braking resistor
built into heat sink

TTL encoder,
SSI multi-turn encoder

CAN address

CANopen DSP402

Expansion slot
e.g. PROFIBUS-DP

RS232
Service/Diagnosis

Inputs:
4 dig., 2 analog 10-bit,
HTL encoder
Outputs:
2 dig., 1 analog,
1 relay

PTC/Klixon/KTY

Mains voltage
1 x 230 V
or 3 x 400/460 V

Asynchronous motor

RFI filter
to 7.5 kW built-in



Everything for your success

Drive technology for automation

LUST | LTI | DRIVES

www.lt-i.com
Servo and inverter drive
systems for automation

LEVITEC

www.levitec.de
Motor and magnetic bearing
components for high-speed
drives

DRISSEL

www.dressel.de
Electrical equipment for
plant and machinery

Systems/components in the area of renewable energies

LUST | LTI | REENERGY

www.lt-i.com
Complete systems in the
area of renewable energies

LUST | LTI | ADATURB

www.adaturb.de
ORC systems of generating
power from heat

Micro-system technology/sensor systems

SENSITEC

www.sensitec.com
Magneto-resistive sensor chips and
microsystems for measurement of
physical variables

LUST
HYBRID-TECHNIK

www.lust-hybrid.de
Assembly and interconnection
technology for microsystems

LTi DRIVES GmbH
Heinrich-Hertz-Straße 18
59423 Unna
GERMANY
Fon +49 (0) 2303/ 77 9-0
Fax +49 (0) 2303/ 77 9-397
Mail info@lt-i.com
www.lt-i.com

LTi DRIVES GmbH
Gewerbestraße 5-9
35633 Lahnau
GERMANY
Fon +49 (0) 6441/ 96 6-0
Fax +49 (0) 6441/ 96 6-177
Mail info@lt-i.com
www.lt-i.com